

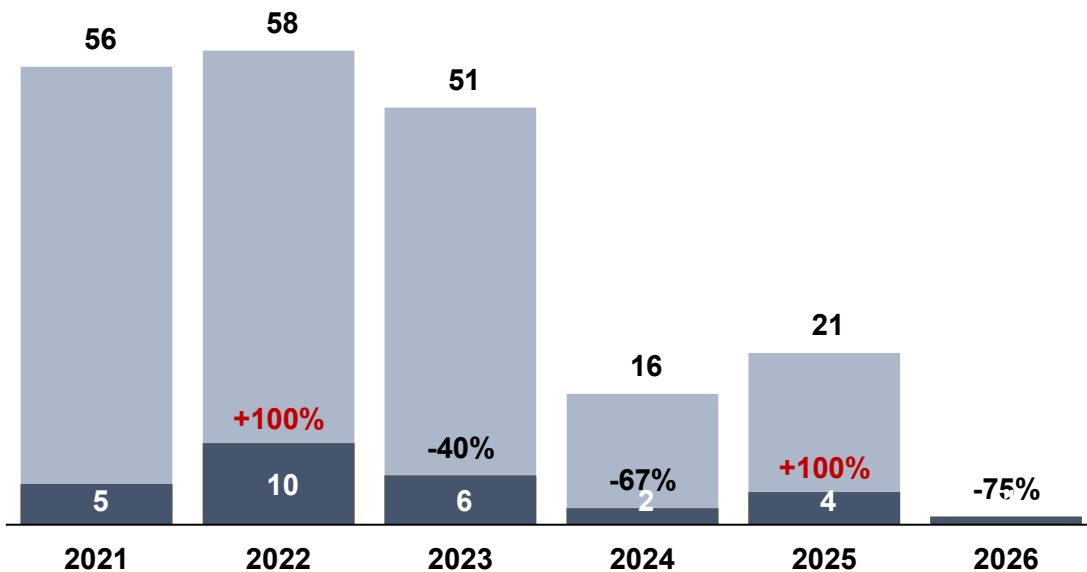
Harnett County Fentanyl-Positive Deaths: February 2026* Update

1 Fentanyl-Positive Deaths^ in Harnett County for 2026 YTD compared to **4** Jan to Feb of 2025.

^Results are based on analytical testing of specimens performed by NC OCME Toxicology. The detection of fentanyl by the laboratory may not necessarily be the ultimate cause of death as determined by the pathologist. YTD (Year to date).

Year to year: Fentanyl-Positive Deaths are down 75% for 2026 compared to last year this time.

Percent change is YTD total compare to this time last year.

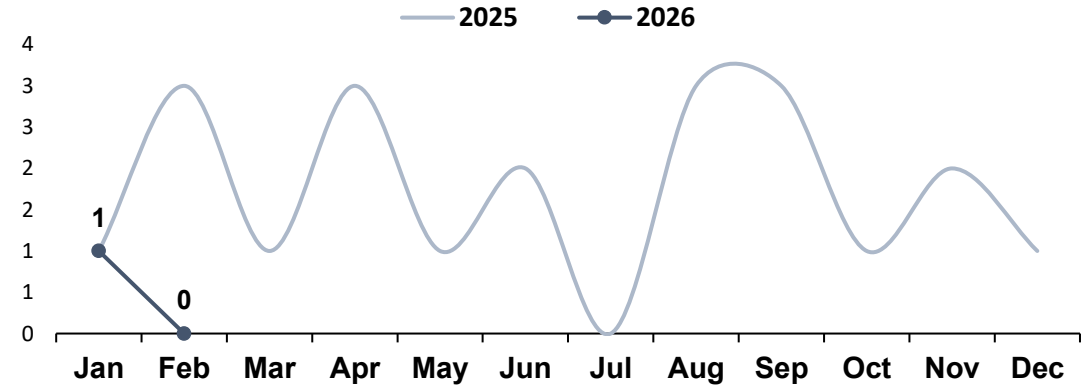


Data Source: Data Source: NC OCME Toxicology, accredited by the College of American Pathologists. The laboratory provides forensic analytical testing of specimens for all 100 counties of the statewide medical examiner system.

*2024-2026 Data are provisional and subject to change.

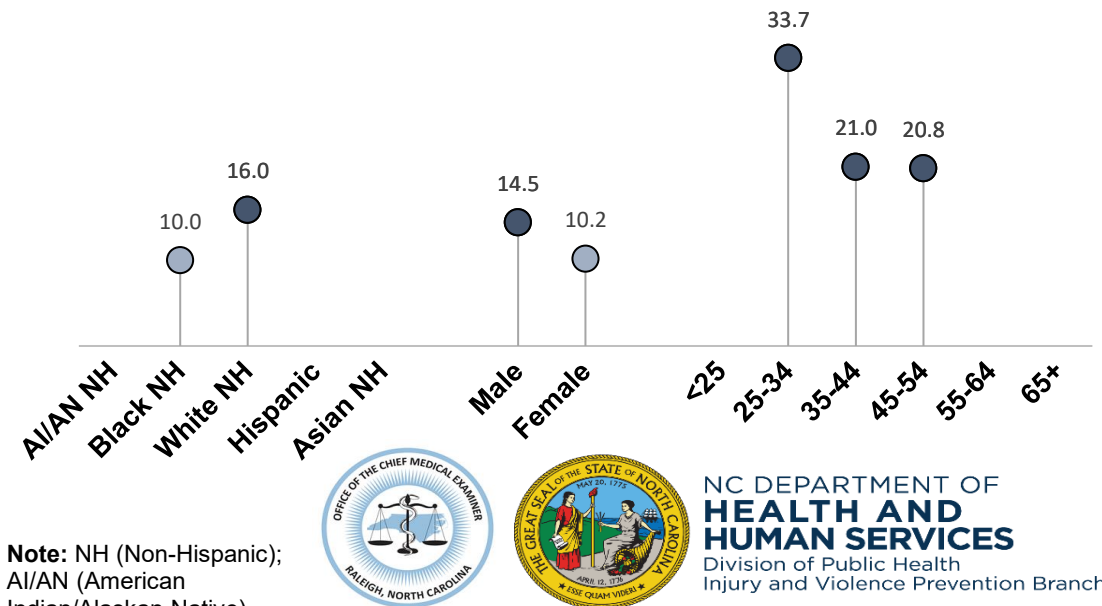
Month to month: From Jan '26 to Feb '26 there was 1 less visit.

Counts may fluctuate month-to-month. Please reference YTD percent change for overall trends.




Residents who are white, male, ages 25-54 had a higher rate of fentanyl-positive deaths compared to the statewide rate of 12.3.

Rates calculated for last 24 months, Mar '24 - Feb '26. Rate per 100,000 county residents.



Note: NH (Non-Hispanic); AI/AN (American Indian/Alaskan Native)



NC DEPARTMENT OF HEALTH AND HUMAN SERVICES
Division of Public Health
Injury and Violence Prevention Branch